




OneKeyElectro wiring accessories



Golden Ratio in Quality
and Design





OneKeyElectro

is a switch and socket collection with a clean and distinctive design.

Made from inherently safe materials, the range is not only aesthetically pleasing but also nice to the touch.



ABOUT US

Warm-on GmbH is the exclusive European distributor of OneKeyElectro — a unique brand of wiring accessories that perfectly merges safety, aesthetics, functionality, and ergonomic excellence.

Designed and developed in Germany, OneKeyElectro products undergo strict quality control and meet the highest standards of performance and durability. The collection is actively sold in numerous European countries, including Germany, France, and Belgium.

Our journey began with inspiration from the masterpieces of Renaissance architecture, particularly the majestic Cathedral of Santa Maria del Fiore in Florence. Guided by timeless proportions and the golden ratio, OneKeyElectro brings a fresh interpretation to modern interior solutions.




OneKeyElectro products are a harmonious blend of advanced engineering and elegant design. Recognized internationally, the Florence series earned the European Product Design Award and a Silver A'Design Award in the Building Materials and Construction Components category.



OneKeyElectro

Exclusive Designer Collection of Sockets and Switches

that blend architectural inspiration with German precision
and design expertise.



Our product lines include:

Garda: Crystal-clear natural glass frames that turn
sockets and switches into art pieces.

Florence: Soft-touch polycarbonate frames inspired
by Renaissance ideals of geometry and balance.

PRODUCT LINES



Garda glass frames

A new facet of your unique style.

Familiar frames for sockets
and switches turned into a real
masterpiece.

La Garda



The deep and transparent Garda frames made of
beautiful triplex glass appear as a total reflection of
a clear lake, hence the same name

Exclusive design
at a reasonable price!

PRODUCT LINES



The soft and pleasant to the touch electrical mechanisms and frames of Florence series, created in accordance with the Renaissance canons, depict harmony between circular and square shapes, and the golden ratio reminiscent of the perfect proportions of Santa Maria del Fiore.

Florence



The matte surface of mechanisms and frames does not create optical highlights. It is wear-resistant and non-marking.


Our plastic elements are made of high-quality polycarbonate, which has good heat resistance and eliminates the probability of an electric shock.

Color pallet

Four curated colors:

- Snow White
- Vanilla Cappuccino
- Smoke Opal
- Night Black

All mechanisms and frames can be combined tone-on-tone or with contrasting elements for a bespoke design experience.



Use different color combinations to bring your creative ideas to life



Combine electrical mechanisms with Garda glass frames or Florence plastic frames


SWITCHES

OneKeyElectro electrical products ensure reliability and electrical safety.

All plastic elements are made of high quality polycarbonate, which is heat resistant and provides reliable protection against electric shock.



Switches



4262459722735



4262385290063



4262385290056



4262385290070

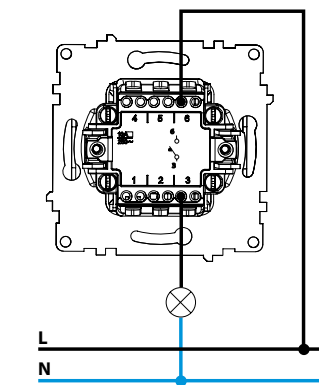
1-gang one-way switch

The 1-gang switch is designed for controlling all types of lighting, including incandescent, LED, and halogen lamps. It supports circuit loads of up to 10A

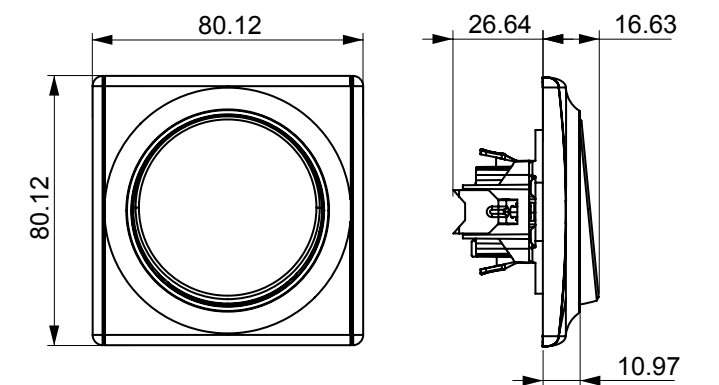
Technical specifications

Technical specifications: **250 V~**
Degree of protection: **IP 20**
Body material: **PC plastic**
Mounting type: **flush-mounted**
Type of contacts: **screwless**


Wiring diagram



Dimensions



Switches



4262361879244



4262361879268



14262361879251



4262361879275

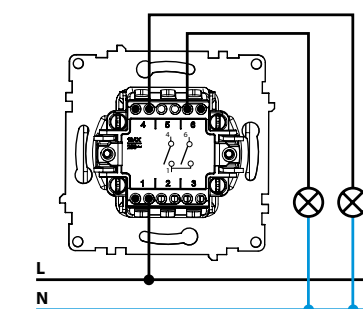
2-gang one-way switch

The OneKeyElectro 2-gang switch is a highly popular flush-mounted solution, ideal for controlling lighting in two separate rooms or distinct zones within a single space. It is compatible with all lamp types—incandescent, LED, halogen—and can also be used to operate devices such as exhaust fans. Designed for circuits with loads up to 10A.

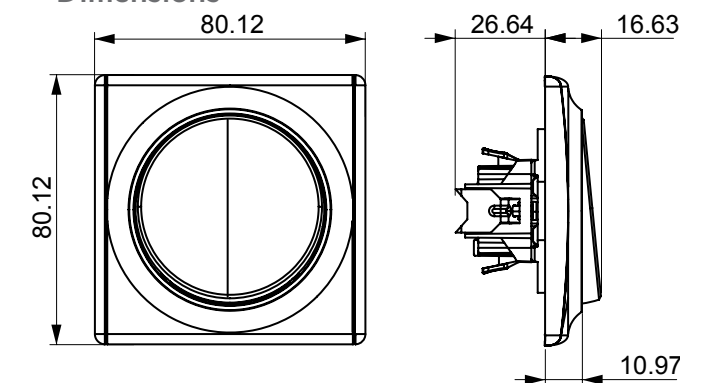
Technical specifications

Rated voltage: **250 V~**
Degree of protection: **IP 20**
Body material: **PC plastic**
Mounting type: **flush-mounted**
Type of contacts: **screwless**


Wiring diagram



Dimensions



Switches



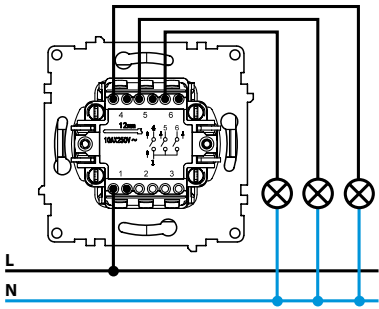
3-gang one-way switch

The OneKeyElectro 3-gang one-way switch is designed to control lighting across three rooms or separate fixtures within a single space—ideal for zoning areas like a living room, kitchen, and dining area. Compatible with all common lamp types, including incandescent, LED, and halogen, it can also be used to control additional devices such as ventilation systems. Suitable for circuits with loads up to 10A.

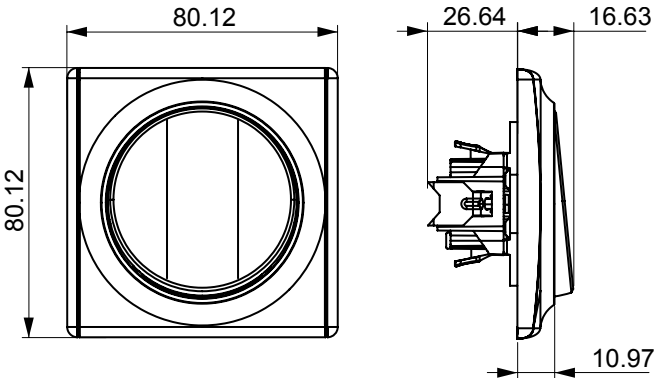
Technical specifications

Rated voltage: **250 V~**
Degree of protection: **IP 20**
Body material: **PC plastic**
Mounting type: **flush-mounted**
Type of contacts: **screwless**

Wiring diagram



Dimensions



Switches



4262361879329



4262361879343



4262361879336



4262361879350

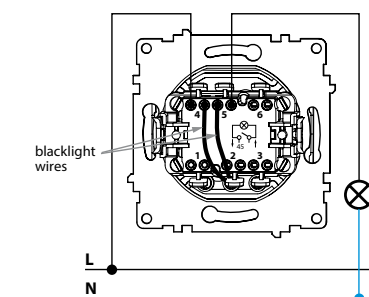
1-gang one-way switch with LED-indicator

The OneKeyElectro 1-gang switch with illumination is a standout in the product line, offering enhanced visibility in low-light environments thanks to its integrated LED-indicator. Designed for use in circuits up to 10A, it is ideal for incandescent and halogen bulbs. For LED lighting, we recommend using non-illuminated switch versions to ensure optimal compatibility.

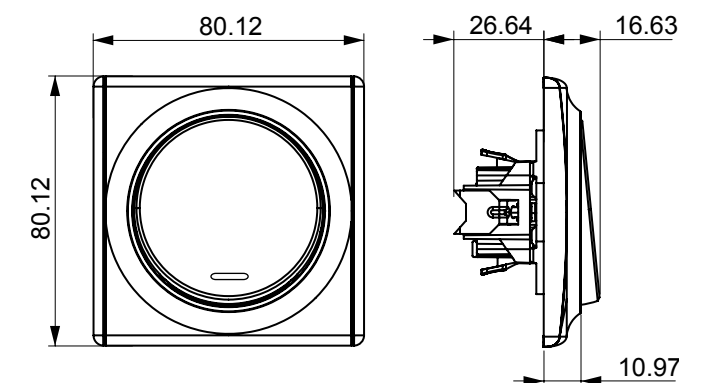
Technical specifications

Rated voltage: **250 V~**
Degree of protection: **IP 20**
Body material: **PC plastic**
Mounting type: **flush-mounted**
Type of contacts: **screwless**
LED-indicator color: **orange**

Wiring diagram



Dimensions



Switches



4262361879367



4262361879381



4262361879374



4262361879398

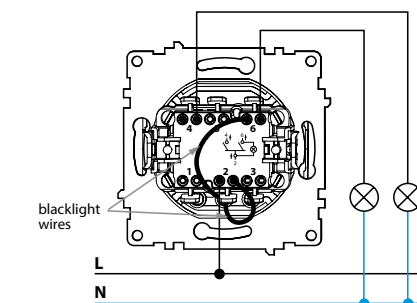
2-gang one-way switch with LED-indicators

The OneKeyElectro 2-gang one-way switch with illumination belongs to our premium designer series of modern wiring accessories. Its built-in LED-indicators ensure easy visibility in dark spaces. Suitable for circuits up to 10A, it is ideal for controlling incandescent or halogen lighting and other compatible devices. For LED applications, we recommend using the non-illuminated switch versions for optimal performance.

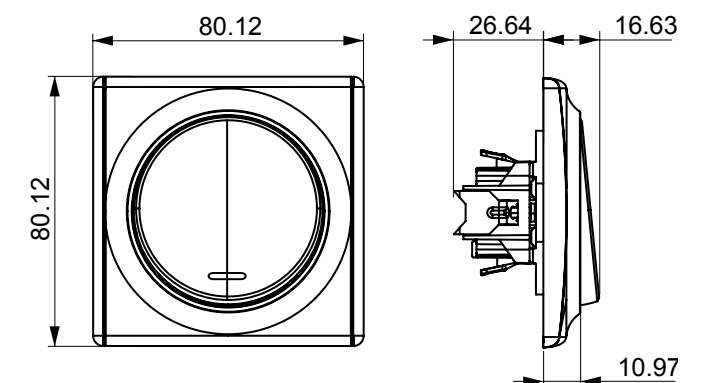
Technical specifications

Rated voltage: **250 V~**
Degree of protection: **IP 20**
Body material: **PC plastic**
Mounting type: **flush-mounted**
Type of contacts: **screwless**
LED-indicator color: **orange**

Wiring diagram



Dimensions



Switches



4262361879206



4262361879220



4262361879213



4262361879237

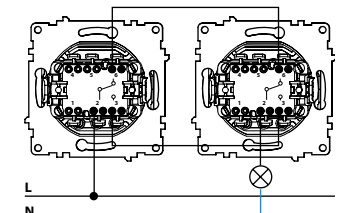
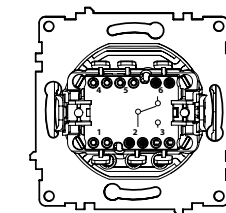
1-gang two-way switch

The two-way switch is designed to control a single lighting point from two different locations. For instance, it allows you to turn a light on or off both at the entrance and beside the bed, offering enhanced convenience and flexibility in spaces like bedrooms, staircases, or hallways.

Technical specifications

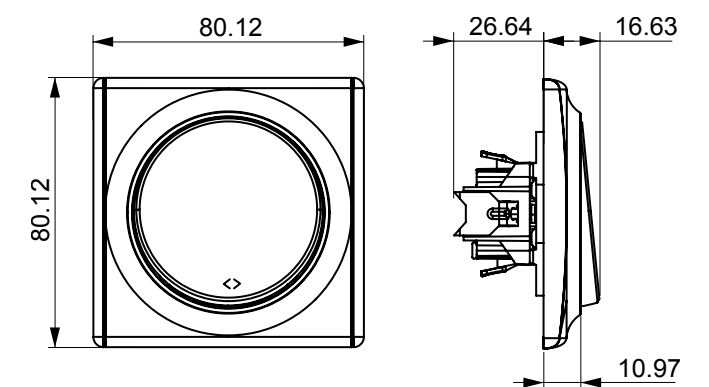
Rated voltage: **250 V~**
Degree of protection: **IP 20**
Body material: **PC plastic**
Mounting type: **flush-mounted**
Type of contacts: **screwless**

Wiring diagram



Schematic diagram of controlling one light from 2 locations using 1-gang two-way switches (two switches 1E3140130x-E are needed)

Dimensions



Switches



4262361879282



4262361879305



4262361879299



4262361879312

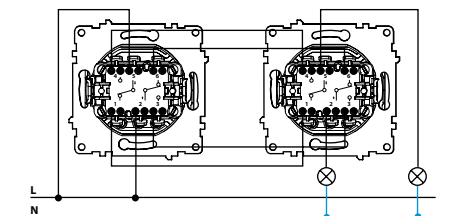
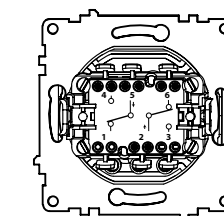
2-gang two-way switch

The 2-gang two-way switch enhances convenience by allowing independent control of two lighting fixtures from two separate locations. Ideal for managing combinations like a ceiling light and a wall sconce, it offers greater flexibility than a standard one-way switch, making it perfect for multifunctional spaces.

Technical specifications

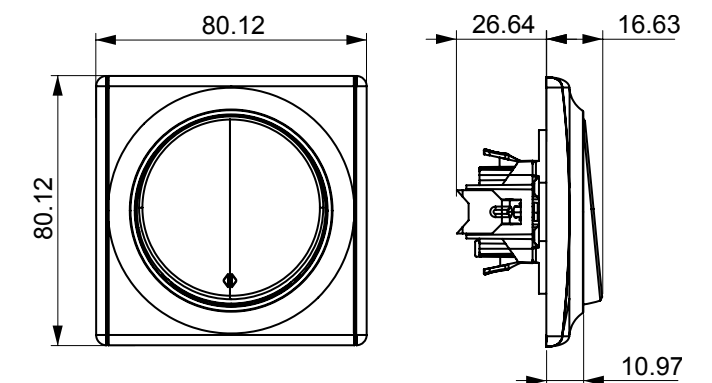
Rated voltage: **250 V~**
Degree of protection: **IP 20**
Body material: **PC plastic**
Mounting type: **flush-mounted**
Type of contacts: **screwless**

Wiring diagram



Schematic diagram of controlling two lights from 2 locations using 2-gang two-way switches (two switches 1E3160130x-E are needed)

Dimensions



Switches



4262361879442



4262361879466



14262361879459



4262361879473

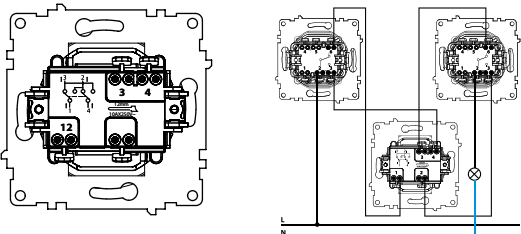
Intermediate switch

The intermediate switch is a specialized mechanism designed to work in combination with two two-way switches, enabling control of lighting from three different locations. Ideal for settings like staircases, corridors, or bedrooms with multiple entrances, it enhances user convenience and energy efficiency by allowing lights to be turned off promptly from any access point. For additional control points, multiple intermediate switches can be integrated into the system.

Technical specifications

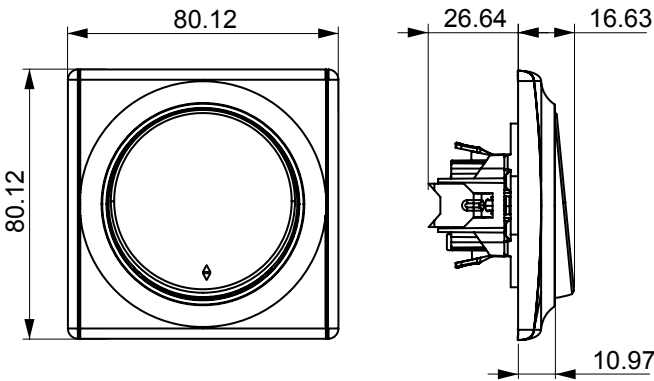
Rated voltage: **250 V~**
Degree of protection: **IP 20**
Body material: **PC plastic**
Mounting type: **flush-mounted**
Type of contacts: **screwless**

Wiring diagram




Wiring diagram for three-way control using one intermediate switch 1E3145130x and two two-way switches 1E3140130x.

Dimensions



ONEKEYELECTRO ADVANTAGES




PREMIUM MATERIALS

Each OneKeyElectro component is crafted from high-quality, eco-friendly materials that are safe for everyday use, ensuring long-lasting performance and peace of mind.



ENHANCED ELECTRICAL AND FIRE SAFETY

Our socket contacts are made from brass with a high copper content, offering excellent conductivity and reducing the risk of overheating. Additionally, the use of premium polycarbonate ensures high heat resistance, inhibits combustion, and adds an extra layer of protection against electric shock.



DURABLE ENGINEERING

Built to last, OneKeyElectro wiring accessories feature a robust internal mechanism and superior construction quality, providing reliable and consistent performance over time—even under demanding conditions.



SOCKET OUTLETS

OneKeyElectro socket outlets are engineered for outstanding reliability and electrical safety. With impeccable build quality and high-grade materials, they offer long-lasting performance at an accessible price — making them a preferred choice for both professionals and homeowners.



Socket outlets



SCHUKO socket outlet

The SCHUKO socket outlet is one of the most widely used flush-mounted options, designed for the safe and secure connection of household appliances with a rated current of up to 16 A.



4262361879008

4262361879022



4262361879015

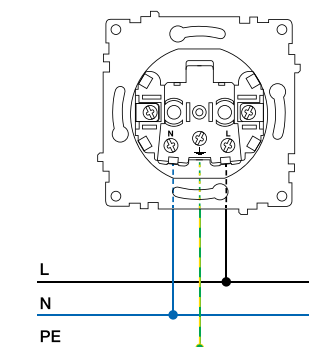


4262361879039

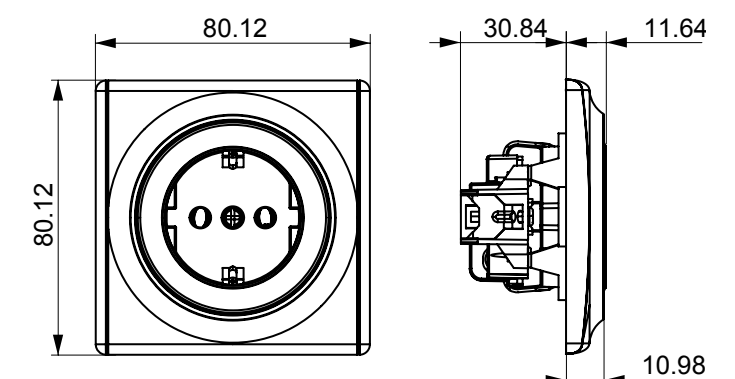
Technical specifications

Rated voltage: **250 V~**
Degree of protection: **IP 20**
Body material: **PC plastic**
Mounting type: **flush-mounted**
Type of contacts: **screw**

Wiring diagram



Dimensions



Socket outlets



4262361878964

4262361878988



4262361878971

4262361878995

SCHUKO socket outlet with shutters

This socket is equipped with dielectric shutters that shield the conductive contacts from external elements, providing enhanced protection against accidental electric shock.

Technical specifications

Rated voltage: **250 V~**

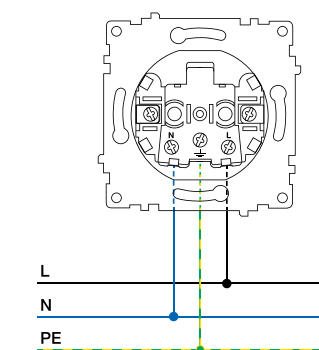
Degree of protection: **IP 20**

Body material: **PC plastic**

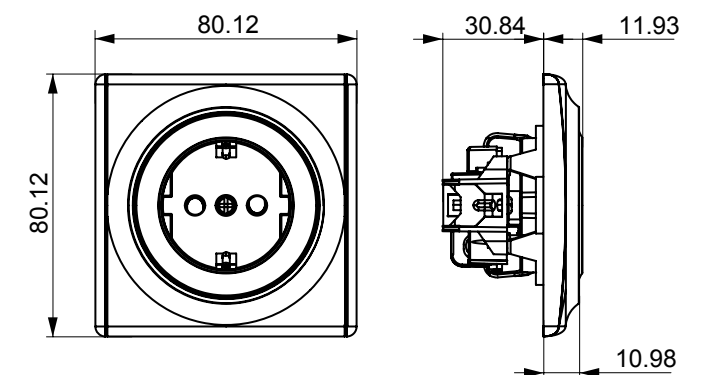
Mounting type: **flush-mounted**

Type of contacts: **screw**

Wiring diagram



Dimensions



Socket outlets



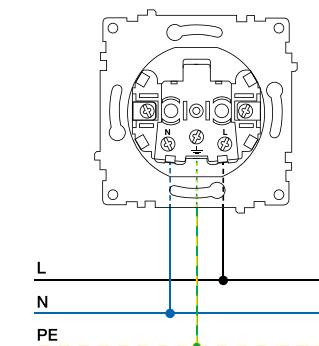
SCHUKO socket outlet with lid

This socket features a protective lid that helps to prevent dust and debris from entering the mechanism. While it is not waterproof (IP20), it can be safely used in kitchens and bathrooms when installed according to recommended guidelines, away from direct water exposure.

Technical specifications

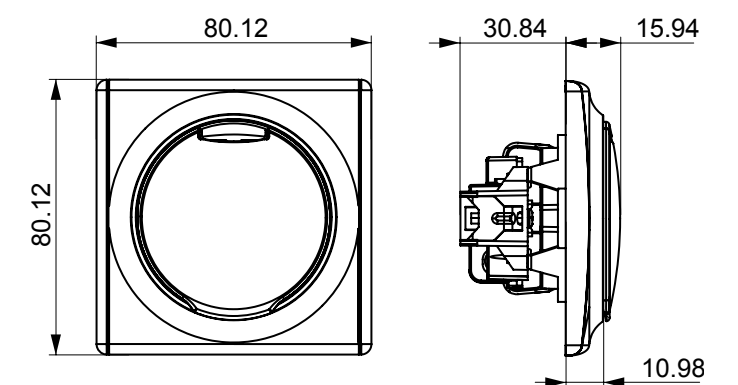
Rated voltage: **250 V~**
 Degree of protection: **IP 20**
 Body material: **PC plastic**
 Mounting type: **flush-mounted**
 Type of contacts: **screw**

Wiring diagram



Electrical connection of the socket 1E1010130x-E, 1E1020130x-E, 1E1050130x-E Front view

Dimensions



Socket outlets



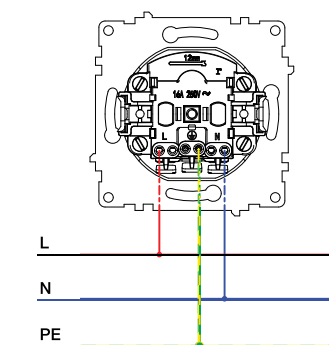
Socket with grounding (Type E)

Socket with grounding (Type E, France) — a reliable solution for safe connection of household and professional electrical devices. Equipped with an integrated grounding pin that ensures maximum safety during operation. Complies with the European Type E standard adopted in France and Belgium, and is compatible with most Type E and Type C plugs used across Europe.

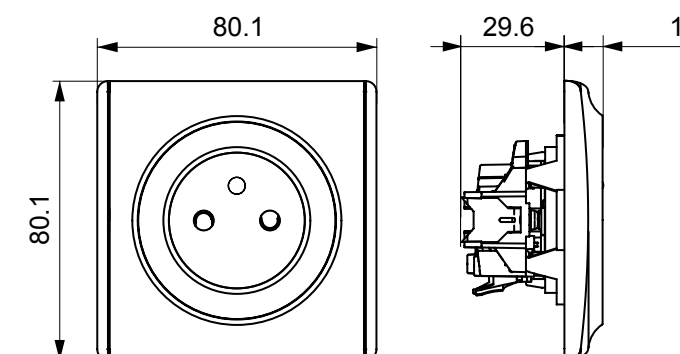
Technical specifications

Rated voltage: **250 V~**
Degree of protection: **IP 20**
Body material: **PC plastic**
Mounting type: **flush-mounted**
Type of contacts: **screw**

Wiring diagram




Dimensions



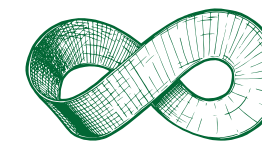
OneKeyElectro

Where Geometry Meets Art


At the heart of OneKeyElectro lies a bold concept — the circle within the square — a minimalist yet powerful design language that speaks to both harmony and contrast. Meticulously crafted with premium materials, each switch and socket is a tactile and visual experience, where elegant surfaces meet timeless proportions.



**UNUSUAL CONCEPT —
CIRCLE IN THE SQUARE**



**PERFECTION OF SHAPE
AND DESIGN**



**NOBLE TEXTURE OF
DECORATIVE MATERIALS**



USB CHARGER SOCKETS



Double USB charger socket

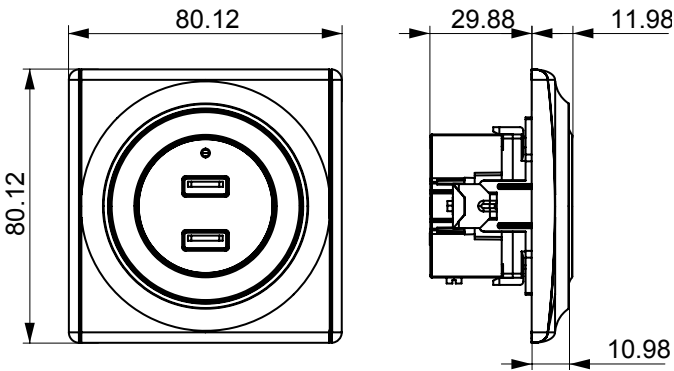
Charge smarter with the OneKeyElectro Double USB Charger Socket — a sleek, modern solution for powering multiple devices simultaneously. With a combined 2.1A output, it can efficiently charge two smartphones, tablets, or other gadgets without the need for bulky adapters. A subtle LED indicator shows the socket is active, ensuring convenience and safety. Designed for flush mounting, this socket is ideal for bedrooms, workspaces, kitchens, or hospitality areas — offering style and seamless functionality wherever you need it.



Technical specifications

Degree of protection: **IP 20**
Body material: **PC plastic**
Rated current per two connectors: **2,1A**
Rated output voltage: **5V**

Dimensions



LOW-VOLTAGE SOCKETS

OneKeyElectro low-voltage sockets are more than just functional—they're a refined design feature. With their flush-mounted installation and distinctive form, they become an elegant accent that enhances any modern space.



Low-voltage sockets



4262361879084



4262361879107



4262361879091



4262361879114



4262361879121



4262361879145



4262361879138



4262361879152

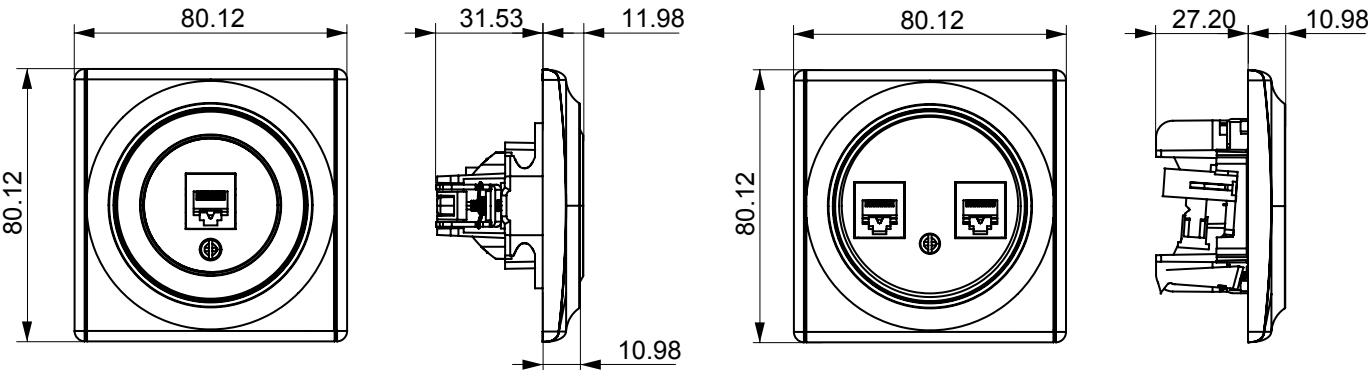
Data connection socket RJ45

The RJ45 socket from OneKeyElectro ensures fast, stable, and secure network connections, making it the ideal choice for contemporary homes and offices with complex layouts. Especially useful where Wi-Fi signals may be inconsistent—such as multi-room apartments or townhouses—these sockets are perfect for both Ethernet connectivity and VoIP systems. Available in 1xRJ45 and 2xRJ45 configurations, they are designed for seamless integration into your smart environment.

Technical specifications

Degree of protection: **IP 20**
Body material: **PC plastic**
Type of cable pin contacts:
blade type with insulation displacement

Dimensions





OneKeyElectro
Exclusive design and high
quality at affordable price!



FLORENCE FRAMES

Classic Elegance for Contemporary Interiors

The Florence frame collection brings timeless elegance to modern living spaces. Designed to accommodate any three OneKeyElectro mechanisms, these frames enhance the ambiance of residential interiors—whether it's a cozy cottage, sleek apartment, or sophisticated townhouse. They're equally at home and in commercial settings, adding refined detail to hotel rooms, cafés, restaurants, and minimalist office environments.

Crafted from premium polycarbonate, Florence frames feature a soft-touch, matte surface that resists glare and fingerprints—ensuring they remain pristine and pleasant to handle. Their subtle texture and clean lines reflect the harmony of Renaissance proportions.

Mix and match frame colors and device finishes to create striking contrasts or seamless tone-on-tone combinations that enhance the aesthetics of your interior.



Polycarbonate frames



1-gang frame

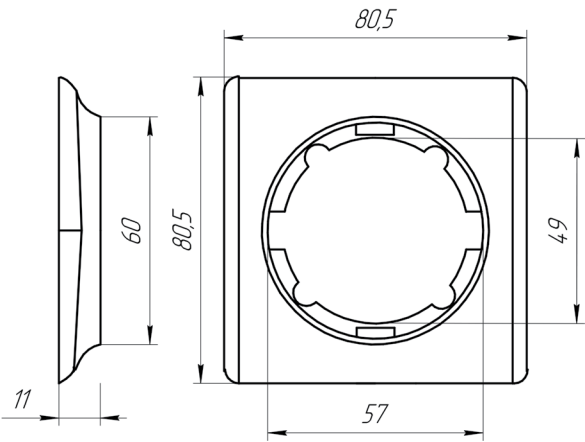
The 1-gang frame provides a seamless border for a single switch, socket outlet, or other OneKeyElectro mechanism. Its clean geometry enhances the overall look while ensuring functional integration.

For optimal performance and appearance, ensure the vertical alignment of the guiding bars on the frame's edges during installation. Proper positioning guarantees both aesthetic symmetry and reliable operation.

Technical specifications

Material: **PC plastic**
Mounting type: **snap-on**
Mounting orientation: **horizontal**
Surface: **matte**

Dimensions



Polycarbonate frames



4262361879527



4262361879534



4262361879541



4262361879558

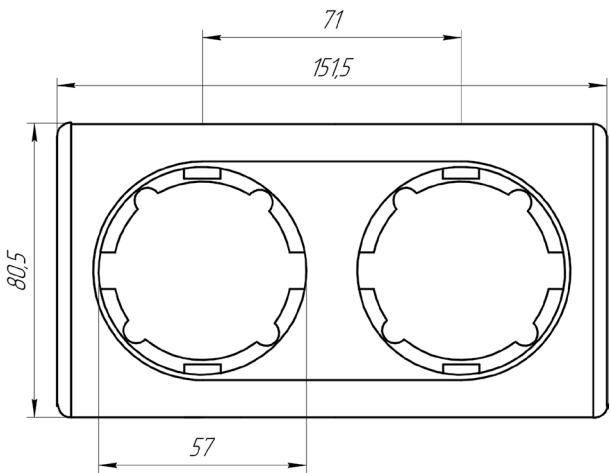
2-gang frame (horizontal)

The 2-gang frame is a top choice in the OneKeyElectro plastic frame collection, designed to house and elegantly outline two mechanisms—whether switches, sockets, or data outlets. Its minimalist form and refined matte finish enhance a wide range of interiors, highlighting the clean lines and sophisticated simplicity of your electrical accessories.

Technical specifications

Material: **PC plastic**
Mounting type: **snap-on**
Mounting orientation: **horizontal**
Surface: **matte**

Dimensions



Polycarbonate frames



4262361879565



4262361879572



4262361879589



4262361879596

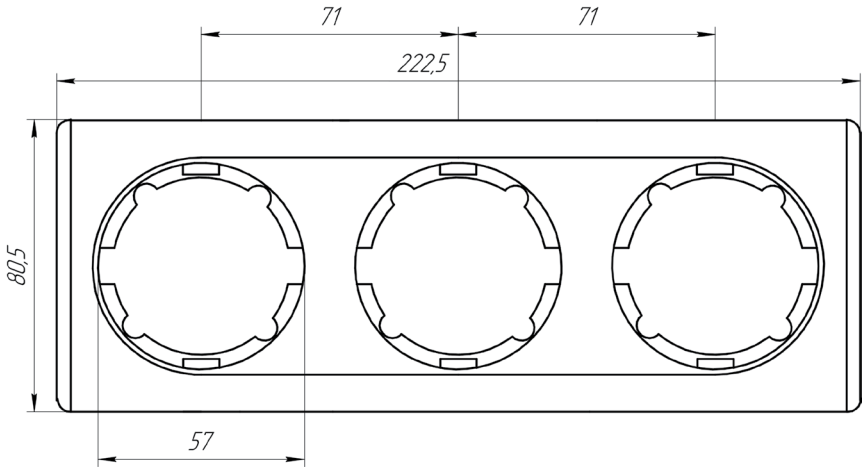
3-gang frame (horizontal)

The 3-gang frame is designed to accommodate and seamlessly frame any three OneKeyElectro mechanisms, such as switches, power outlets, or data ports. Its balanced proportions and clean design make it an ideal choice for larger combinations, contributing to a sleek, organized, and visually harmonious interior layout.

Technical specifications

Material: **PC plastic**
Mounting type: **snap-on**
Mounting orientation: **horizontal**
Surface: **matte**

Dimensions



Polycarbonate frames



4262361879602



4262361879619



4262361879626



4262361879633

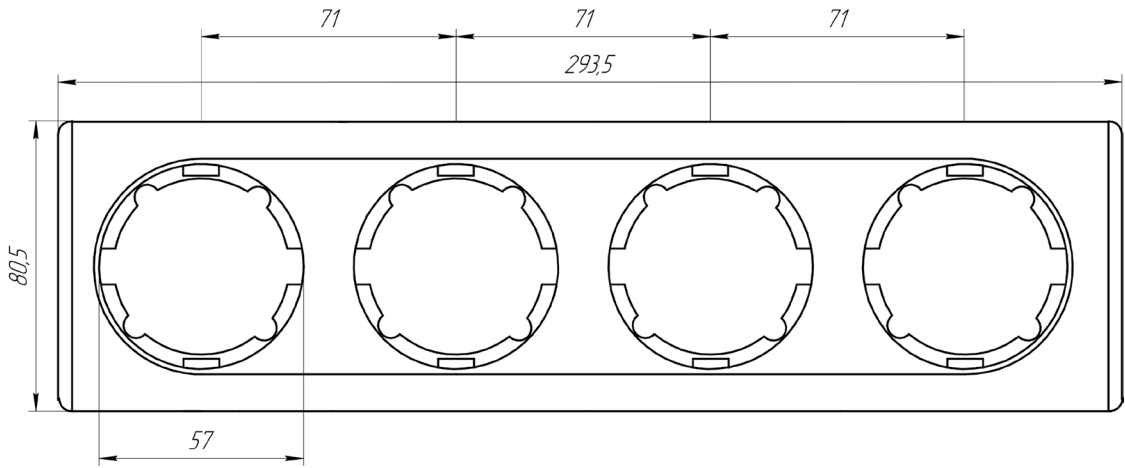
4-gang frame (horizontal)

The 4-gang frame is designed to house any combination of four OneKeyElectro mechanisms, offering flexible configuration options to suit a variety of spaces and functions. Its refined look complements both minimalist and richly detailed interiors, making it a versatile choice for contemporary environments.


Technical specifications

Material: PC **plastic**
Mounting type: **snap-on**
Mounting orientation: **horizontal**
Surface: **matte**

Dimensions



Polycarbonate frames



4262361879640



4262361879657



4262361879664



4262361879671

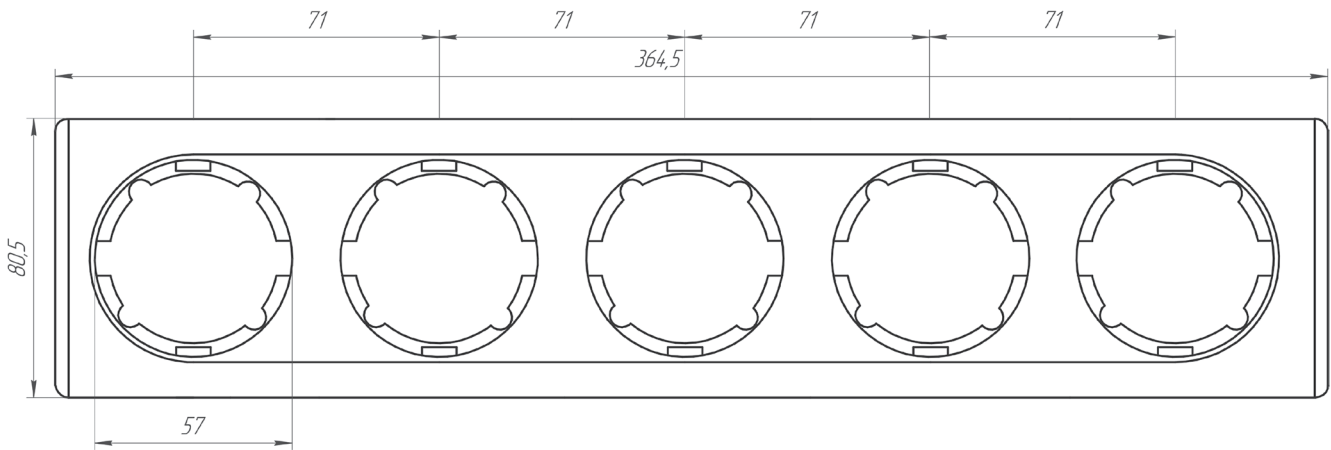
5-gang frame (horizontal)

The 5-gang frame is ideal for organizing five OneKeyElectro mechanisms in one seamless configuration. Perfect for areas requiring enhanced functionality—such as home offices, workstations, or multimedia zones—it can accommodate combinations like two data sockets, two power outlets, and a switch.

Technical specifications

Body material: **PC plastic**
Mounting type: **snap-on**
Mounting orientation: **horizontal**
Surface: **matte**

Dimensions



Polycarbonate frames

Vertical installation



Instructions for vertical installation of OneKeyElectro products

Switches



To install the switches in a vertical position, you need to:
remove the plastic strips (1) located inside the frame

Sockets



For vertical installation:
remove the plastic strips (1) and ridges on the frame (2)

Low-current sockets



For vertical installation:
remove the ridges on the frame (2)

OneKeyElectro
Perfect in form and
function





GARDA FRAMES

Crafted from genuine glass, Garda frames by OneKeyElectro are more than functional elements — they are true interior statements. Inspired by the serene clarity of Lake Garda, these elegant frames elevate everyday electrical accessories into pieces of refined design. Whether enhancing a private residence, a hotel suite, a stylish café, or a modern office, Garda frames add a touch of sophistication.

Available in white, gray, beige, and black, all OneKeyElectro frames and mechanisms are designed to mix and match — enabling countless color combinations to perfectly complement your space.




Glass frames



1-gang glass frame

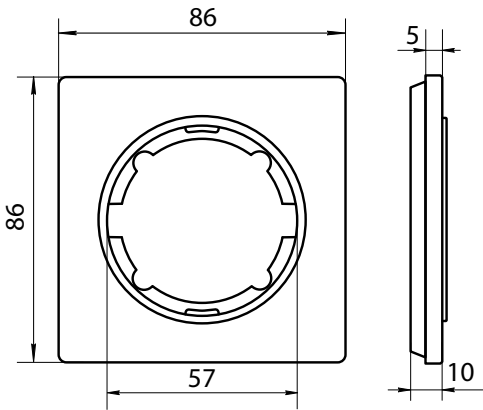
The 1-gang glass frame is one of the most sought-after items in the OneKeyElectro range. Designed for both form and function, it elegantly frames a single mechanism while complementing modern interiors with its sleek, glossy finish.



Technical specifications

Material: **PC plastic, glass**
Mounting type: **snap-on**
Mounting orientation: **horizontal**
Surface: **glossy**

Dimensions



Glass frames



4262361879725



4262361879732



4262361879756



4262361879749

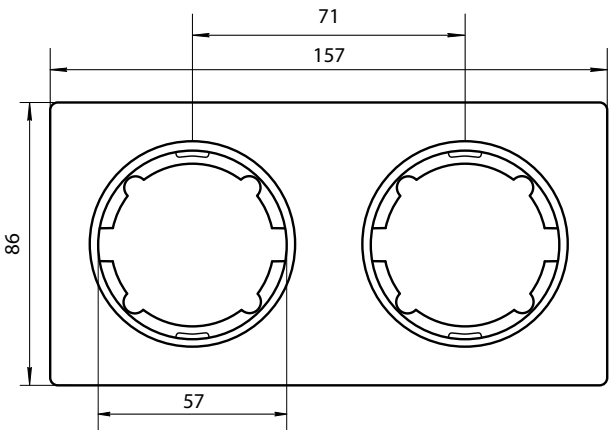
2-gang glass frame (horizontal)

The 2-gang glass frame is designed to accommodate and elegantly showcase two OneKeyElectro mechanisms. Its refined glass surface adds a sophisticated touch to any contemporary interior.

Technical specifications

Material: **PC plastic, glass**
Mounting type: **snap-on**
Mounting orientation: **horizontal**
Surface: **glossy**

Dimensions



Glass frames



4262361879763



4262361879770



4262361879794



4262361879787

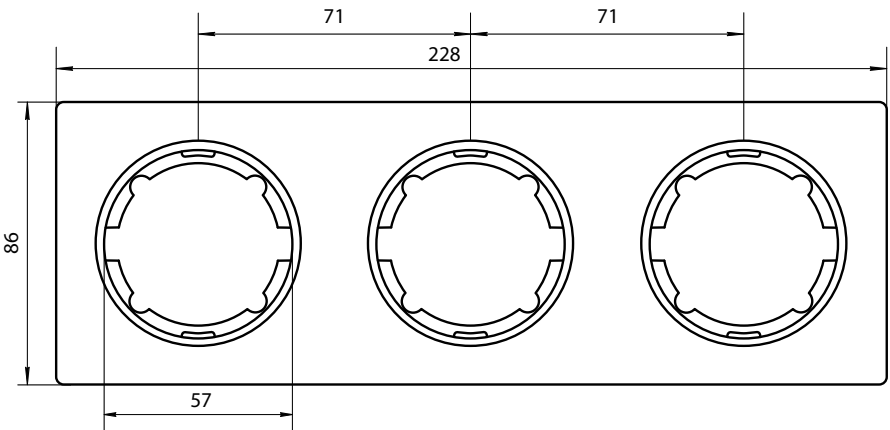
3-gang glass frame (horizontal)

The 3-gang glass frame is designed to hold and highlight three OneKeyElectro mechanisms. With its sleek glossy finish and gently rounded corners, it serves as a striking decorative feature that elevates the look of any modern interior.

Technical specifications

Material: **PC plastic, glass**
Mounting type: **snap-on**
Mounting orientation: **horizontal**
Surface: **glossy**

Dimensions



Glass frames



4262361879800



4262361879817



4262361879831



4262361879824

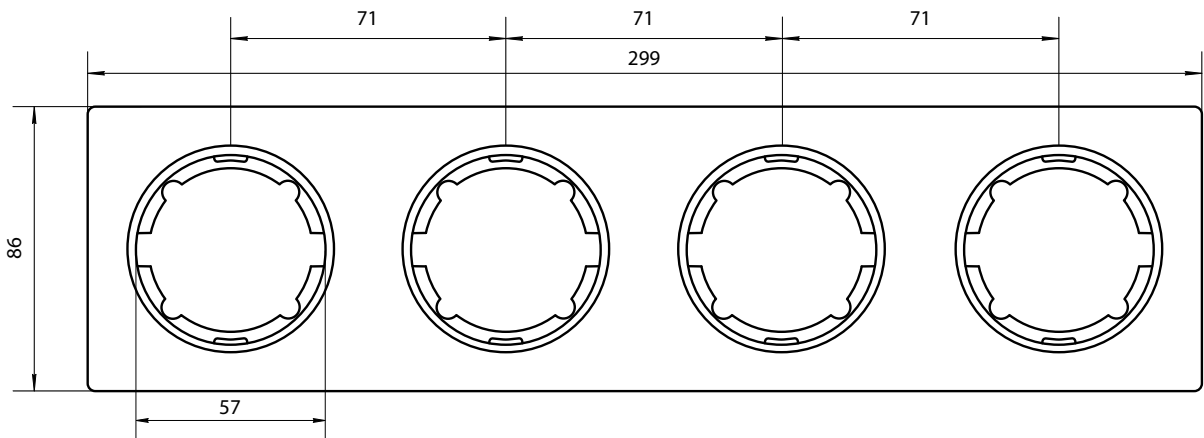
4-gang glass frame (horizontal)

The 4-gang glass frame is crafted to accommodate up to five OneKeyElectro mechanisms in a seamless horizontal layout. Its refined glass surface and minimalist lines make it a perfect fit for elegant and functional interior solutions.

Technical specifications

Material: **PC plastic, glass**
Mounting type: **snap-on**
Mounting orientation: **horizontal**
Surface: **glossy**

Dimensions



Glass frames



42623618798480



4262361879855



4262361879879



4262361879862

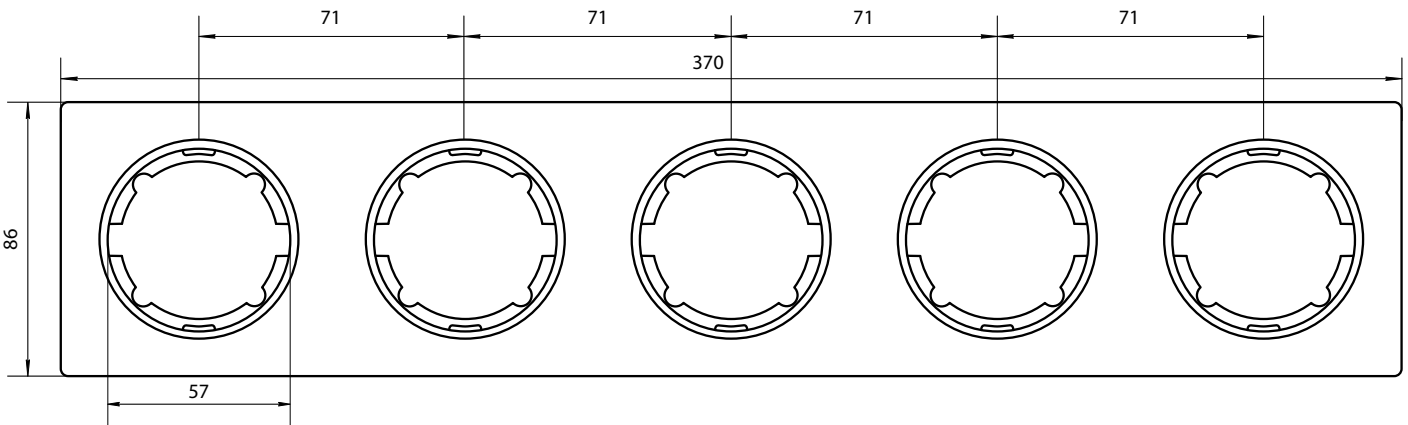
5-gang glass frame (horizontal)

The 5-gang glass frame is designed to house up to five OneKeyElectro mechanisms, offering both versatility and style. Ideal for areas requiring multiple connections — such as kitchen backsplashes or workstations — it features sleek lines, subtle curves, and a glossy glass surface that reflects the signature elegance of the Garda collection.

Technical specifications

Material: **PC plastic, glass**
Mounting type: **snap-on**
Mounting orientation: **horizontal**
Surface: **glossy**

Dimensions



Glass frames

Vertical frames

The Garda collection also includes 2-gang and 3-gang glass frames in a vertical orientation, offering greater flexibility for various interior layouts while maintaining the same refined design and premium quality.

3-gang glass frame (vertical)



4262361879923



4262361879947



4262361879954



4262361879930

2-gang glass frame (vertical)



4262361879886



4262361879893

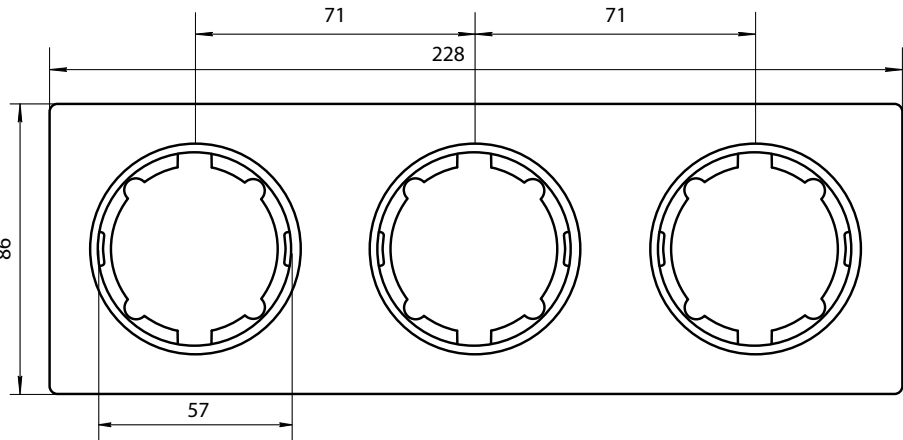


4262361879916

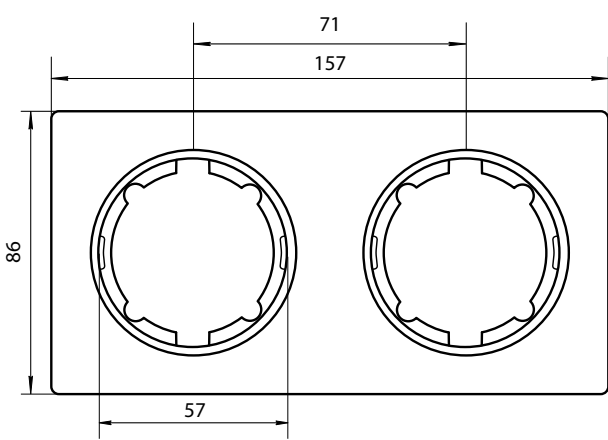


4262361879909

Dimensions



Dimensions



Technical specifications for 2-gang and 3-gang frames

Body material: PC plastic, glass
Mounting type: snap-on
Mounting orientation: vertical
Surface: glossy



Thermostat

ONEKEYELECTRO 25 Wifi Thermostat

The OneKeyElectro 25 is a state-of-the-art smart thermostat that unites intelligent functionality with award-winning aesthetics. Designed to elevate your comfort and control, it seamlessly integrates into both Florence and Garda frames, preserving a unified and elegant look across your interior. With precision engineering and a minimalist touch display, the OKE25 is more than just a thermostat – it's a stylish centerpiece that blends German innovation with sophisticated design.



Key Features

- Wi-Fi & Tuya Smart App Integration
- Works with Alexa and Google Assistant
- Dual temperature sensors (air + floor)
- Weekly programmable schedule
- Energy consumption monitoring
- Compatible with electric and water-based underfloor heating

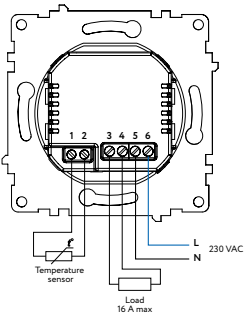
Technical specifications

Rated voltage: **230V / 50Hz**
Dimensions: **85×85 mm**
Max load: **16A**
Temperature range: **5°C to 40°C**
Touchscreen: **LCD**

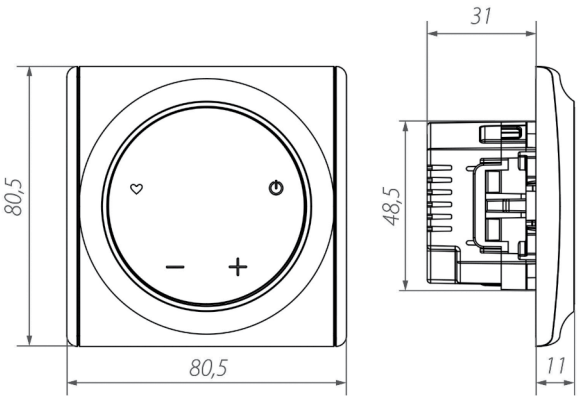
BENEFITS


- High-quality materials safe for human health
- Fire-safe brass contact design prevents overheating
- Ergonomic, robust mechanism ensures long service life
- Designer aesthetics accessible to a wide range of households

Wiring diagram



Dimensions





	White	Beige	Grey	Black
1 gang one-way switch	4262459722735	4262385290056	4262385290063	4262385290070
2 gang one-way switch	4262361879244	4262361879251	4262361879268	4262361879275
3 gang one-way switch	4262361879404	4262361879411	4262361879428	4262361879435
1 gang one-way switch with lighting	4262361879329	4262361879336	4262361879343	4262361879350
2 gang one-way switch with lighting	4262361879367	4262361879374	4262361879381	4262361879398
1 gang two-way switch	4262361879206	4262361879213	4262361879220	4262361879237
2 gang two-way switch	4262361879282	4262361879299	4262361879305	4262361879312
Intermediate switch	4262361879442	4262361879459	4262361879466	4262361879473
SCHUKO socket outlet	4262361879008	4262361879015	4262361879022	4262361879039
SCHUKO socket outlet, shutters	4262361878964	4262361878971	4262361878988	4262361878995
SCHUKO socket outlet with lid	4262361879046	4262361879053	4262361879060	4262361879077
Socket with grounding (Type E)	4262534396301	4262534396318	4262534396325	4262534396332
Data connection socket 1xRJ45, Cat.5e UTP	4262361879084	4262361879091	4262361879107	4262361879114
Data connection socket 2xRJ45, Cat.5e UTP	4262361879121	4262361879138	4262361879145	4262361879152
Double USB charger socket	4262361879961	4262361879978	4262361879985	4262361879992
1-gang plastic frame	4262361879480	4262361879497	4262361879503	4262361879510
2-gang plastic frame (horizontal)	4262361879527	4262361879534	4262361879541	4262361879558
3-gang plastic frame (horizontal)	4262361879565	4262361879572	4262361879589	4262361879596
4-gang plastic frame (horizontal)	4262361879602	4262361879619	4262361879626	4262361879633
5-gang plastic frame (horizontal)	4262361879640	4262361879657	4262361879664	4262361879671
1-gang glass frame	4262361879688	4262361879695	4262361879701	4262361879718
2-gang glass frame (horizontal)	4262361879725	4262361879732	4262361879749	4262361879756
3-gang glass frame (horizontal)	4262361879763	4262361879770	4262361879787	4262361879794
4-gang glass frame (horizontal)	4262361879800	4262361879817	4262361879824	4262361879831
5-gang glass frame (horizontal)	4262361879848	4262361879855	4262361879862	4262361879879
2-gang glass frame (vertical)	4262361879886	4262361879893	4262361879909	4262361879916
3-gang glass frame (vertical)	4262361879923	4262361879930	4262361879947	4262361879954
ONEKEYELECTRO 25 Wifi Thermostat	4262516050696			

Technical changes reserved

About us.....

Product lines.....

Switches.....

1-gang one-way switch.....

2-gang one-way switch

3-gang one-way switch

1-gang one-way switch with lighting.....

2-gang one-way switch with lighting.....

1-gang two-way switch.....

2-gang two-way switch

Intermediate switch

Socket outlets.....

SCHUKO socket outlet

SCHUKO socket outlet with shutters.....

SCHUKO socket outlet with lid

Socket with grounding (Type E)

USB CHARGER SOCKETS.....

Double USB charger socket.....

LOW-VOLTAGE SOCKETS

Data connection socket RJ45

Florence frames

1-gang frame.....

2-gang frame (horizontal)

3-gang frame (horizontal)

4-gang frame (horizontal)

5-gang frame (horizontal)

Instructions for vertical installation of OneKeyElectro products.....

Garda frames

1-gang glass frame

2-gang glass frame (horizontal).....

3-gang glass frame (horizontal).....

4-gang glass frame (horizontal).....

5-gang glass frame (horizontal).....

3-gang glass frame (vertical)

2-gang glass frame (vertical).....

Thermostat

ONEKEYELECTRO 25 Wifi Thermostat

1

4

10

12

14

16

18

20

22

24

26

30

32

34

36

38

42

43

44

46

50

52

54

56

58

60

63

66

68

70

72

74

76

78

79

80

80

Technical changes reserved



OneKeyElectro

Perfect in Form and Function

Discover a wide range of electrical sockets and light switches for your modern home

onekeyelectro.com

+49 09343-9809061

Rastatter Str. 30
75179 Pforzheim
Germany